

**A.T.O.E.**

**GUIDE**

TO THE

**Kimball 4-37**

THEATRE ORGAN

IN THE

**WILTERN THEATRE**

**LOS ANGELES**



LOS ANGELES CHAPTER

*American  
Theatre Organ Enthusiasts*

AMERICAN THEATRE ORGAN ENTHUSIASTS

**A.T.O.E.**

LOS ANGELES CHAPTER  
LOS ANGELES, CALIFORNIA



**CHAIRMAN**

Robert S. Carson  
6162 Carlos Avenue  
Hollywood, Calif. 90028  
469 - 9495

**VICE-CHAIRMAN**

R. C. Simonton  
10100 Toluca Lake Avenue  
North Hollywood, Calif. 91602  
TR 7-5925

**SECRETARY**

Ruth Skovmand  
224 North Conlon Avenue  
West Covina, California 91790  
337 - 0761

**TREASURER**

Philip Ray Bonner  
3232 Mountain View Avenue  
Los Angeles, Calif. 90066  
EX 8 - 0404

**PROGRAM CHAIRMAN**

Robert Alder, Jr.  
157 North Allen Avenue  
Pasadena, California 91107  
449 - 5738

**LIAISON CHAIRMAN**

Louis W. Lynch  
4001 Allan Avenue  
Burbank, Calif. 91505  
484 - 5974

July 15, 1967

To members of the LOS ANGELES Chapter, ATOE:

Dear Friends:

Enclosed is your copy of the "Guide to the Wiltern Kimball." We hope you enjoy reading it. For those of you who play at our chapter "jam sessions" you will find the Guide to be of great help in becoming familiar with the layout of the console.

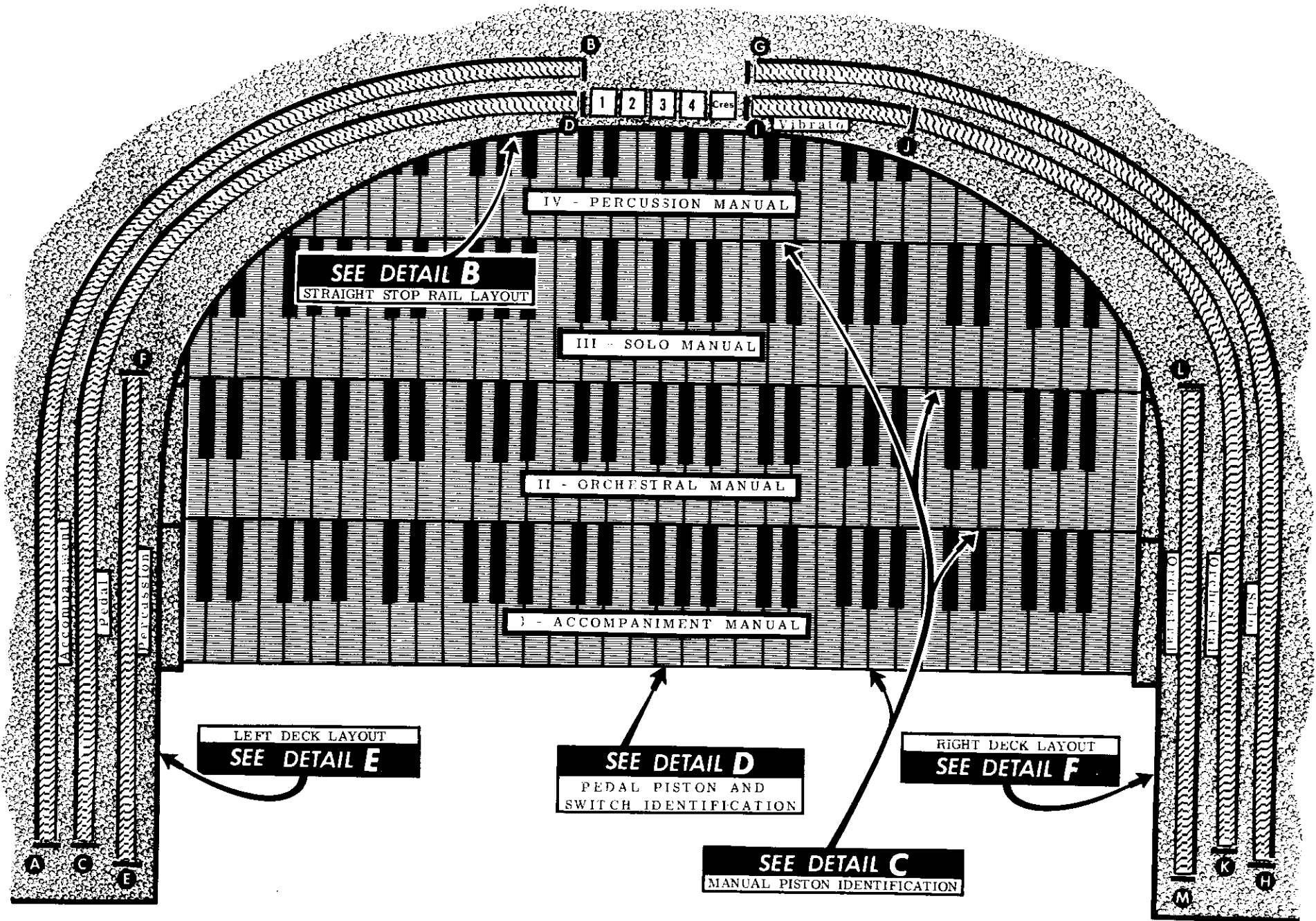
A special word of thanks is due to fellow member, D. K. "Deke" Warner, who conceived and designed this brochure. He has done a magnificent job.

This Guide is published by the chapter as a special bonus for its members. Additional copies are available (as long as they last) to non-members for 50¢ each, postpaid.

Sincerely,

Robert S. Carson,  
Chairman, Los Angeles, ATOE

**DETAIL A**  
GENERAL CONSOLE LAYOUT



**SEE DETAIL B**  
STRAIGHT STOP RAIL LAYOUT

IV - PERCUSSION MANUAL

III - SOLO MANUAL

II - ORCHESTRAL MANUAL

I - ACCOMPANIMENT MANUAL

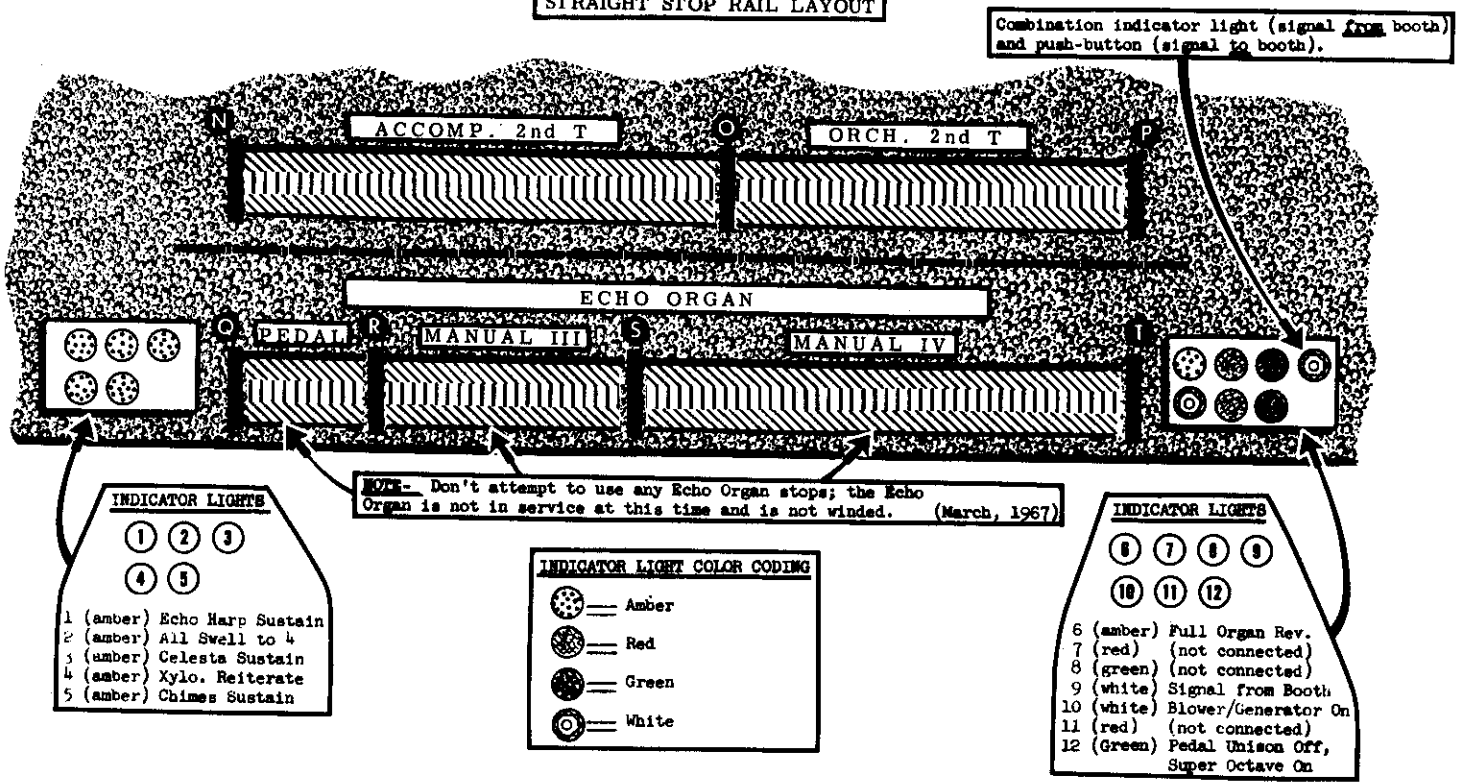
LEFT DECK LAYOUT  
**SEE DETAIL E**

**SEE DETAIL D**  
PEDAL PISTON AND  
SWITCH IDENTIFICATION

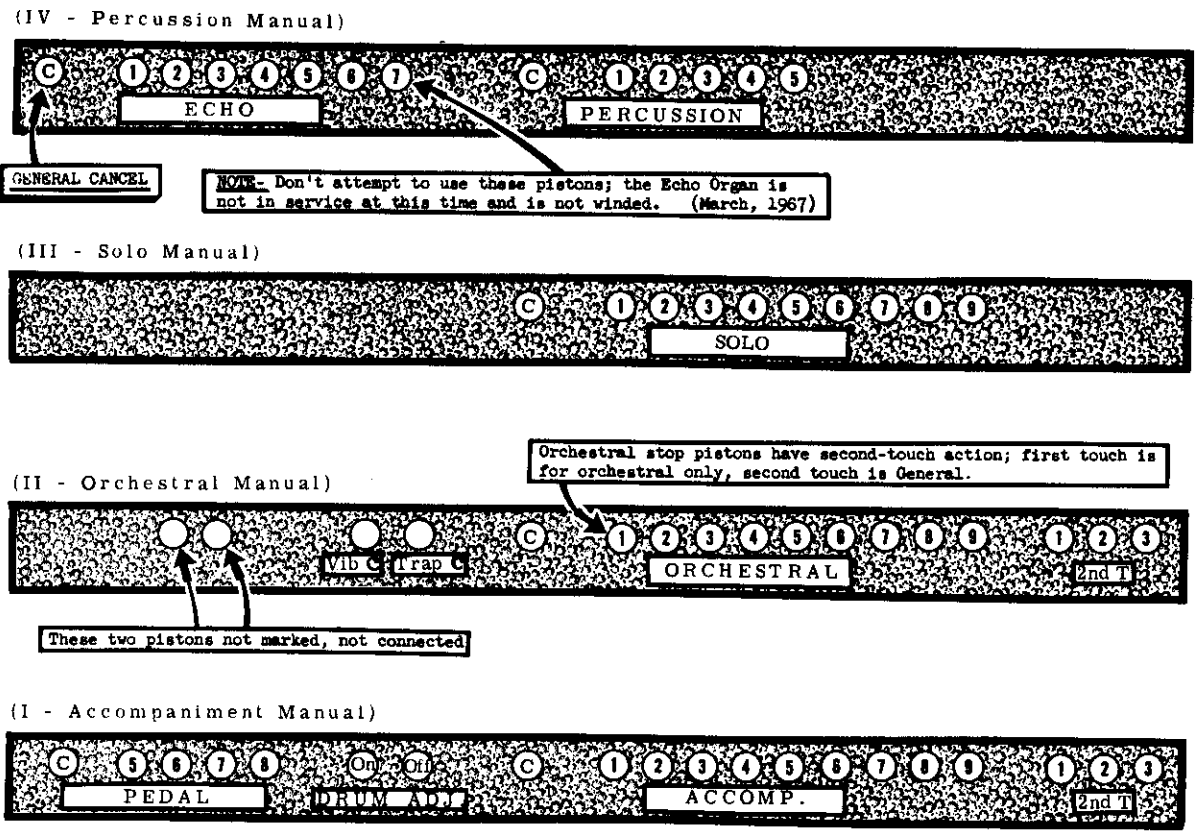
RIGHT DECK LAYOUT  
**SEE DETAIL F**

**SEE DETAIL C**  
MANUAL PISTON IDENTIFICATION

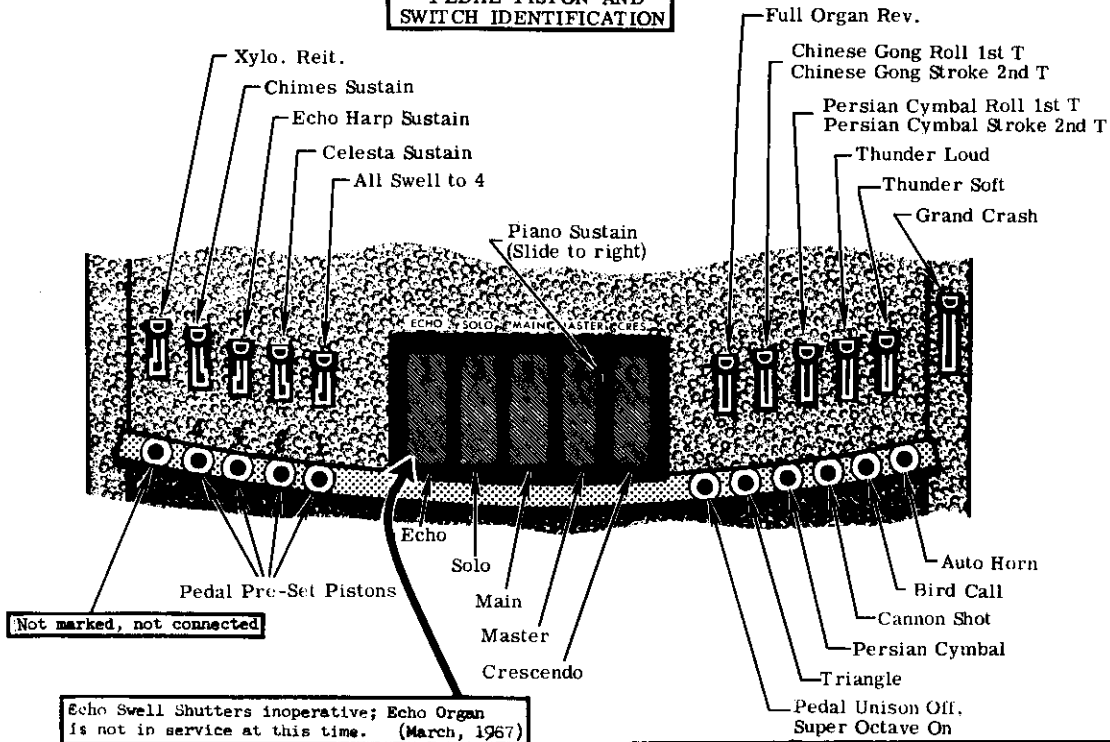
**DETAIL B**  
STRAIGHT STOP RAIL LAYOUT



**DETAIL C**  
MANUAL PISTON IDENTIFICATION

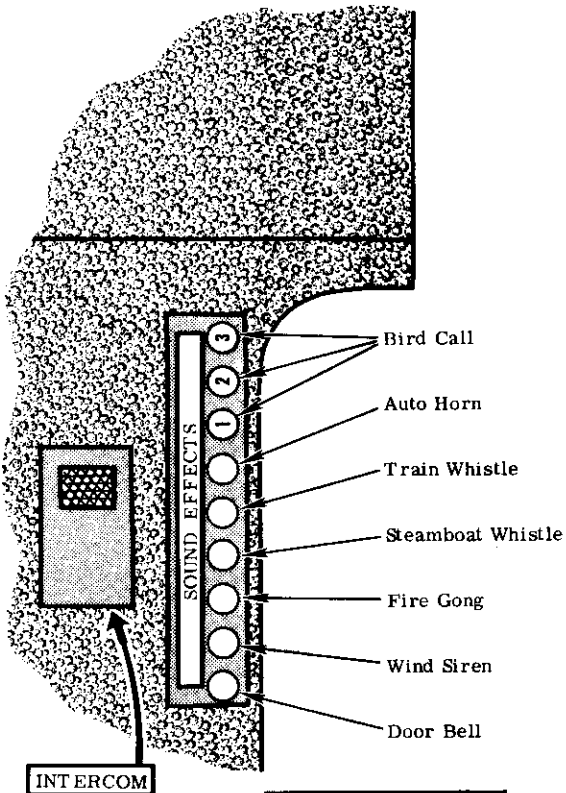


**DETAIL D**  
**PEDAL PISTON AND SWITCH IDENTIFICATION**

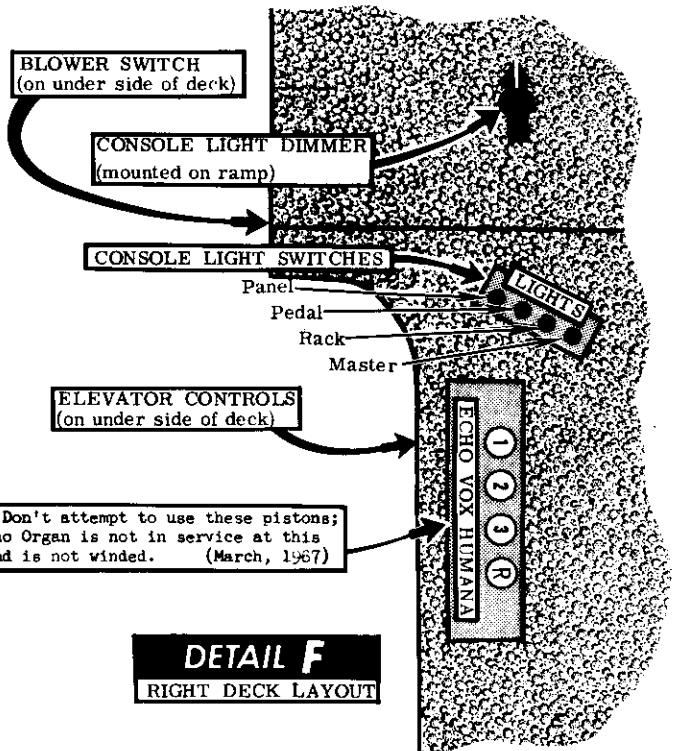


Echo Swell Shutters inoperative; Echo Organ is not in service at this time. (March, 1967)

**NOTE-** When the "All Swell to 4" pedal is depressed, the Number 4 Swell Shoe ("Master") takes over full control of all swell shutters in all chambers, and the 1, 2, and 3 ("Echo", "Solo", and "Main") swell shoes are inoperative. When the "All Swell to 4" pedal is not depressed, the Number 4 ("Master") has partial control of the shutters in the Solo Chamber and in the Main Chamber.

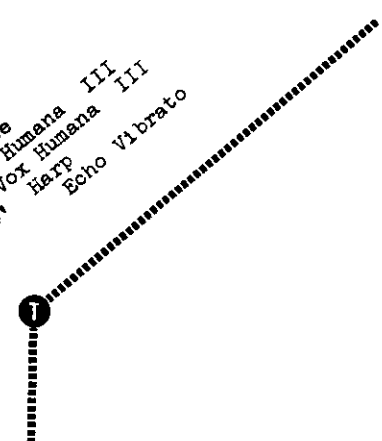
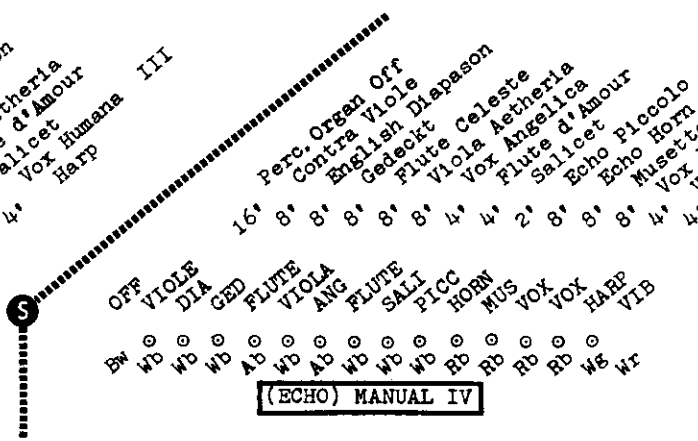
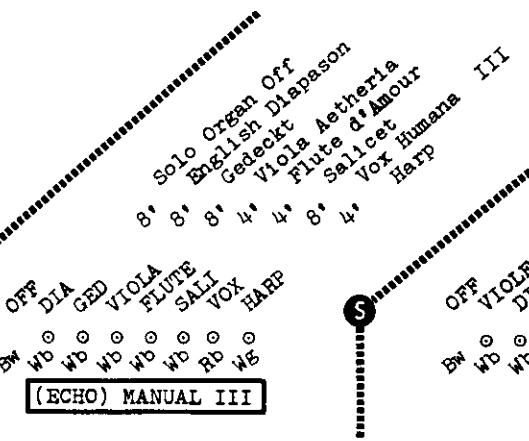
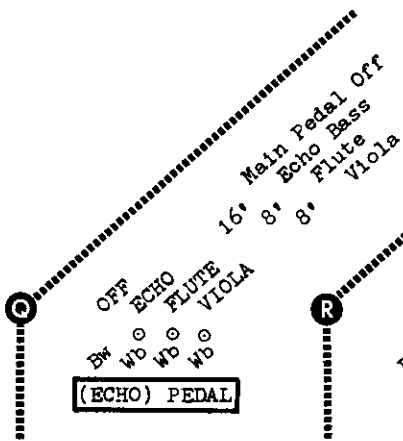
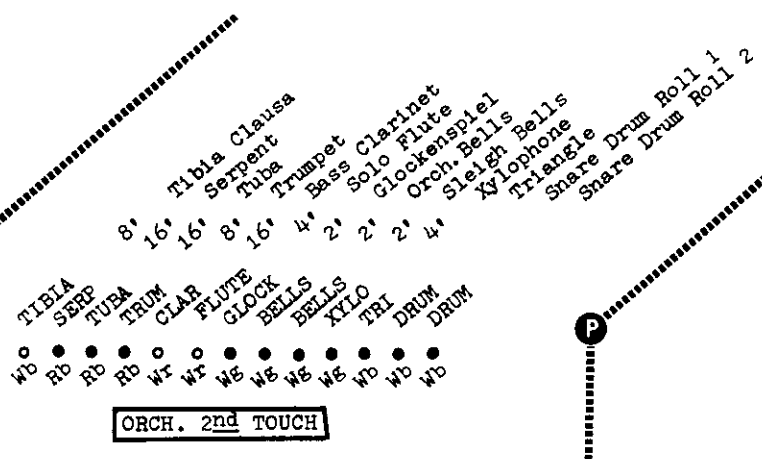
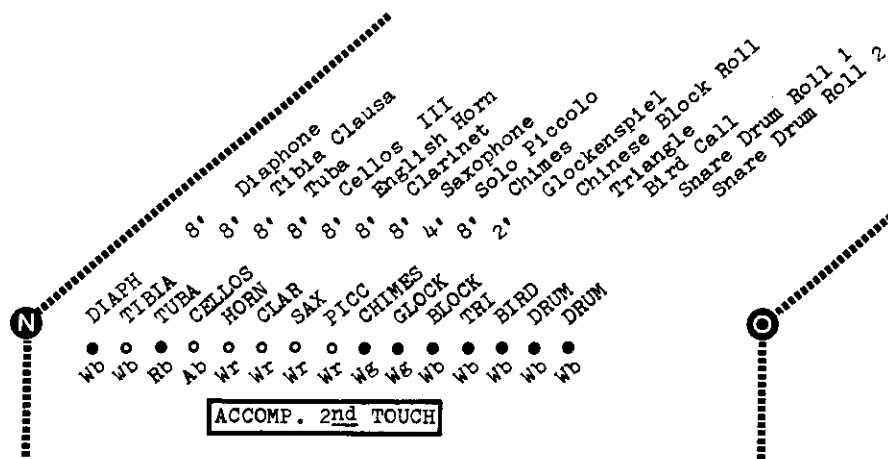


**DETAIL E**  
**LEFT DECK LAYOUT**



**NOTE-** Don't attempt to use these pistons; the Echo Organ is not in service at this time and is not wound. (March, 1967)

**DETAIL F**  
**RIGHT DECK LAYOUT**



NOTE- Do not use these stops; the Echo Organ is not in service at this time and is not winded. (March 1967)

ECHO ORGAN

Stop List  
STRAIGHT STOP RAIL

**CODING SYMBOLS-**  
**Location-**  
 ○ Main (right) chamber  
 ● Solo (left) chamber  
 ⊙ Echo chamber  
**Stop Tablet Color-**  
 Wb. White tab, Black lettering  
 Wr. White tab, Red lettering  
 Wg. White tab, Green lettering  
 Ab. Amber tab, Black lettering  
 Rb. Red tab, Black lettering  
 Bw. Black tab, White lettering

Snare Drum Tap	DRUM	● Wb
Snare Drum Roll 2	DRUM	● Wb
Snare Drum Roll 1	DRUM	● Wb
Chinese Block Tap	BLOCK	● Wb
Tom Tom	TOM	● Wb
Castanet	CAST	● Wb
Tambourine	TAM	● Wb
Glockenspiel	GLOCK	● Wg
Xylophone	XYLO	● Wg
Celesta	CEL	○ Wg
Celesta	CEL	○ Wg
Harp	HARP	● Wg
Piano	PIANO	○ Wg
Piano	PIANO	○ Wg
Mandolin	MANO*N	○ Wg
Piccolo	PICC	○ Wr
Nazard	12th	○ Wr
Traverse Flute	FLUTE	○ Wr
Oboe Horn	OBOE	○ Wr
Clarinet	CLAR	○ Wr
Kinura	KIN	○ Wr
Chorus Vox Humana	VOX	○ Wr
Chorus Vox Humana	VOX	○ Wr
Solo Vox Humana II	VOX	○ Wr
Muted Violins II	V'LINS	○ Ab
Viola	VIOLA	○ Ab
Violin I	V'LIN	○ Ab
Violins II	V'LINS	○ Ab
Muted Violins II	V'LINS	○ Ab
Viola	VIOLA	○ Ab
Violin I	V'LIN	○ Ab
Violins II	V'LINS	○ Ab
Bass Viol I	VIOL	○ Ab
Bass Viols II	VIOLS	○ Ab
French Horn	HORN	● Rb
Tuba	TUBA	● Rb
Fifteenth	15th	○ Wb
Tibia Dura	TIBIA	○ Wb
Gemshorn	GEMS	○ Wb
Concert Flute	FLUTE	○ Wb
Tibia Mollis	TIBIA	○ Wb
Wald Horn	HORN	○ Wb
Tibia Clausa	TIBIA	○ Wb
Open Diapason	DIA	○ Wb
Bourdon	BOUR	○ Wb

B

A

ACCOMPANIMENT

Chinese Gong Stroke	2nd	T	GONG	● Wb
Persian Cymbal	2nd	T	CYM	● Wb
Cymbal	2nd	T	CYM	● Wb
Bass Drum	2nd	T	DRUM	● Wb
Tympani	2nd	T	TYM	● Wb
Thunder Drum	2nd	T	DRUM	● Wb
Chimes	8'	2nd	CHIMES	● Wg
Trumpet	4'	2nd	TRUM	● Rb
Trombone	8'	2nd	TROME	● Rb
Serpent	16'	2nd	SERP	● Rb
Diaphone	32'	2nd	DIAPH	● Wb
Orch. Unison	8'		ORCH	Bw
Accomp. Unison	8'		ACCOM	Bw
Drum Rev.			DRUM	● Wb
Snare Drum Roll 2			DRUM	● Wb
Snare Drum Roll 1			DRUM	● Wb
Cymbal			CYM	● Wb
Bass Drum Light			DRUM	● Wb
Bass Drum Heavy			DRUM	● Wb
Piano	8'		PIANO	○ Wg
Piano	16'		PIANO	○ Wg
Bassoon	8'		BAS*N	○ Wr
Clarinet	8'		CLAR	○ Wr
Bass Clarinet	16'		CLAR	○ Wr
Violins III	4'		V'LINS	○ Ab
Violins III	8'		V'LINS	○ Ab
Cellos III	8'		CELLOS	○ Ab
Bass Viols II	16'		VIOLS	○ Ab
Double Bass	16'		BASS	○ Ab
Cornet	4'		COR	● Rb
Baritone	8'		BAR	● Rb
Trumpet	8'		TRUM	● Rb
Serpent	16'		SERP	● Rb
Tuba	16'		TUBA	● Rb
Tibia Dura	4'		TIBIA	○ Wb
Concert Flute	8'		FLUTE	○ Wb
Tibia Mollis	8'		TIBIA	○ Wb
Diaphonic Diapason	8'		DIA	● Wb
Bourdon	16'		BOUR	○ Wb
Tibia Profunda	16'		TIBIA	○ Wb
Diaphonic Horn	16'		HORN	○ Wb
Tibia Clausa	16'		TIBIA	○ Wb
Diaphone	16'		DIAPH	● Wb
Tibia Bass (Resul.)	32'		BASS	● Wb
Diaphone	32'		DIAPH	● Wb

D

C

PEDAL

Chimes	8'	CHIMES	● Wg
Sleigh Bells	2'	BELLS	● Wg
Xylophone	2'	XYLO	● Wg
Xylophone	4'	XYLO	● Wg
Orchestra Bells	2'	BELLS	● Wg
Glockenspiel	2'	GLOCK	● Wg
Celesta	4'	CEL	○ Wg
Marimba	8'	MARIM	● Wg
Harp	8'	HARP	● Wg
Piano	4'	PIANO	○ Wg
Piano	8'	PIANO	○ Wg
Piano	16'	PIANO	○ Wg
Whistle	2'	WHIS	○ Wr
Solo Flute	4'	FLUTE	○ Wr
Clarinet	8'	CLAR	○ Wr
Bass Clarinet	16'	CLAR	○ Wr
Kinura	8'	KIN	○ Wr
Kinura	16'	KIN	○ Wr
English Horn	8'	HORN	○ Wr
Solo Vox Humana II	4'	VOX	○ Wr
Solo Vox Humana II	8'	VOX	○ Wr
Solo Vox Humana II	16'	VOX	○ Wr
Muted Cornet	8'	COR	● Rb
Serpent	16'	SERP	● Rb
Trumpet	8'	TRUM	● Rb
Tibia Clausa	8'	TIBIA	○ Wb

F

E

PERCUSSION

## CODING SYMBOLS-

## Location-

- Main (right) chamber
- Solo (left) chamber
- Echo chamber

## Stop Tablet Color-

- Wb...White tab, Black lettering
- Wr...White tab, Red lettering
- Wg...White tab, Green lettering
- Ab...Amber tab, Black lettering
- Rb...Red tab, Black lettering
- Bw...Black tab, White lettering

## Stop List

CURVED STOP RAIL (LEFT)

**CODING SYMBOLS-**

**Location-**

- Main (right) chamber
- Solo (left) chamber
- ⊙ Echo chamber

**Stop Tablet Color-**

- Wb...White tab, Black lettering
- Wr...White tab, Red lettering
- Wg...White tab, Green lettering
- Ab...Amber tab, Black lettering
- Rb...Red tab, Black lettering
- Bw...Black tab, White lettering

**ORCHESTRAL**

Wb	○	VOX	8'	Solo Vox Humana II
Wr	○	VOX	16'	Chorus Vox Humana
Wr	○	VOX	8'	Chorus Vox Humana
Wr	○	VOX	4'	Chorus Vox Humana
Wr	○	HORN	8'	English Horn
Wr	○	OBOE	8'	Oboe
Wr	○	KIN	8'	Kinura
Wr	○	CLAR	16'	Bass Clarinet
Wr	○	CLAR	8'	Clarinet
Wr	○	SAX	8'	Saxophone
Wr	○	OBOE	8'	Oboe Horn
Wr	○	FLUTE	4'	Solo Flute
Wr	○	FLUTE	4'	Traverse Flute
Wr	○	12th	2-2/3'	Nazard
Wr	○	PICC	2'	Piccolo
Wg	○	PIANO	8'	Piano
Wg	○	PIANO	4'	Piano
Wg	●	HARP	8'	Harp
Wg	●	MARIM	8'	Marimba
Wg	●	MARIM	4'	Marimba
Wg	○	CEL	4'	Celesta
Wg	○	GLOCK	2'	Glockenspiel
Wg	○	XYLO	4'	Xylophone

**VIBRATO**

Wr	○	VIB		Foundation Vibrato
Wr	○	VIB		Tibia Vibrato
Wr	○	VIB		Brass Vibrato
Wr	○	VIB		String Vibrato
Wr	○	VIB		Wood-Wind Vibrato
Wr	○	VIB		Solo Vox Vibrato
Wr	○	VIB		Chorus Vox Vibrato

**ORCHESTRAL**

Wb	○	CLARA	16'	Contra Claribella
Wb	○	TIBIA	16'	Tibia Clausa
Wb	●	DIA	8'	Diaphonic Diapason
Wb	○	DIA	8'	Open Diapason
Wb	○	TIBIA	8'	Tibia Clausa
Wb	○	HORN	8'	Wald Horn
Wb	○	TIBIA	8'	Tibia Mollis
Wb	○	FLUTE	8'	Concert Flute
Wb	○	OCT	4'	Octave
Wb	○	GEMS	4'	Gemshorn
Wb	○	TIBIA	4'	Tibia Dura
Wb	○	12th	2-2/3'	Twelfth
Wb	○	15th	2'	Fifteenth
Wb	○	17th	1-3/5'	Seventeenth
Rb	○	TUBA	16'	Tuba
Rb	●	HORN	8'	Flugel Horn
Rb	●	COR	4'	Cornet
Rb	●	TRUM	8'	Trumpet
Rb	●	HORN	8'	French Horn
Rb	○	HORN	4'	Ballad Horn
Ab	○	VIOLS	16'	Bass Viols II
Ab	○	VIOL	16'	Bass Viol I
Ab	○	CELLOS	8'	Cellos II
Ab	○	CELLO	8'	Cello I
Ab	○	V'LINS	8'	Violins II
Ab	○	V'LIN	8'	Violin I
Ab	○	VIOLA	8'	Viola
Ab	○	V'LINS	8'	Muted Violins II
Ab	○	V'LINS	4'	Violins II
Ab	○	V'LIN	4'	Violin I
Ab	○	VIOLA	4'	Viola
Ab	○	V'LINS	4'	Muted Violins II
Bw	○	SOLO	8'	Solo Unison
Bw	○	SOLO	4'	Solo Super
Bw	○	PERC	8'	Percussion Unison
Wb	○	DRUM		Snare Drum Tap

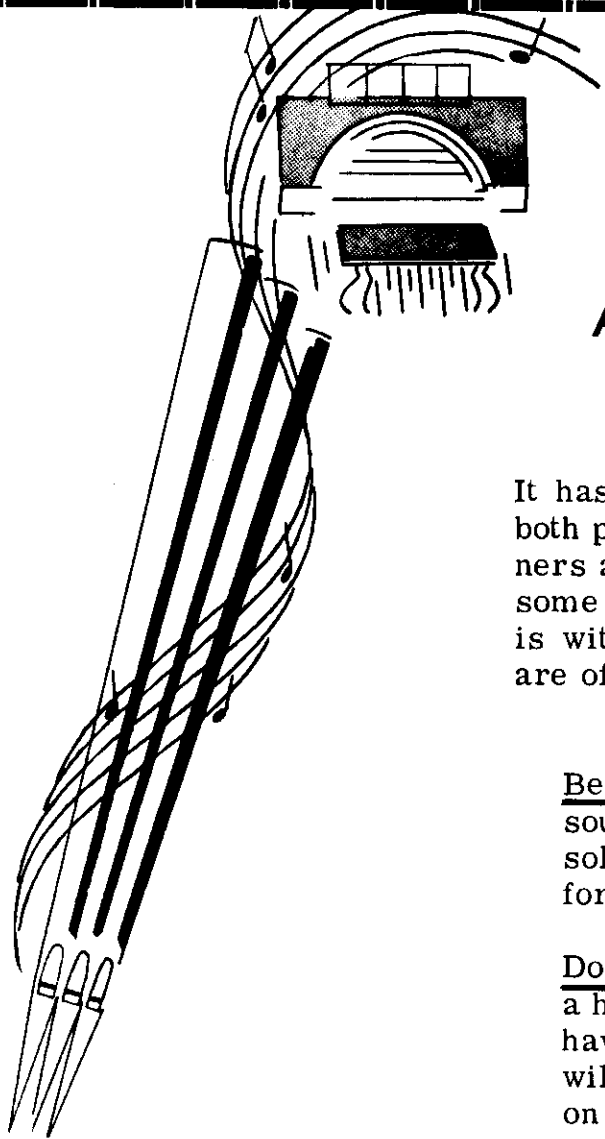
**SOLO**

Wb	●	DIAPH	16'	Diaphone
Wb	○	TIBIA	16'	Contra Tibia Clausa
Wb	○	TIBIA	16'	Tibia Profunda
Wb	●	DIA	8'	Diaphonic Diapason
Wb	○	TIBIA	8'	Tibia Clausa
Wb	○	TIBIA	8'	Tibia Mollis
Wb	○	FLUTE	8'	Flute
Wb	○	OCT	4'	Octave
Wb	○	TIBIA	4'	Tibia Dura
Wb	○	HAR		Harmonics IV
Rb	●	TUBA	16'	Tuba
Rb	●	HORN	8'	Flugel Horn
Rb	●	TROME	16'	Trombone
Rb	●	TRUM	8'	Trumpet
Rb	●	TRUM	4'	Trumpet
Rb	●	SERP	16'	Serpent
Rb	●	SERP	8'	Serpent
Rb	●	OPHI	16'	Ophicleide
Rb	●	HORN	8'	French Horn
Rb	●	HORN	4'	Ballad Horn
Rb	●	COR	8'	Muted Cornet
Ab	○	BASSES	16'	Double Basses III
Ab	○	CELLOS	8'	Cellos III
Ab	○	V'LINS	8'	Violins III
Ab	○	V'LINS	4'	Violins III
Ab	○	12th	2-2/3'	String Twelfth
Ab	○	15th	2'	String Fifteenth
Wr	○	VOX	16'	Solo Vox Humana II
Wr	○	VOX	8'	Solo Vox Humana II
Wr	○	BAS'N	16'	Bassoon
Wr	○	HORN	8'	English Horn
Wr	○	OBOE	8'	Oboe
Wr	○	KIN	8'	Kinura
Wr	○	CLAR	16'	Bass Clarinet
Wr	○	CLAR	8'	Clarinet
Wr	○	CLAR	4'	Clarinet
Wr	○	SAX	16'	Saxophone
Wr	○	FLUTE	4'	Solo Flute
Wr	○	FLUTE	4'	Traverse Flute
Wr	○	PICC	2'	Piccolo
Wb	●	MARIM	8'	Marimba
Wb	○	CEL	4'	Celesta
Wb	●	GLOCK	2'	Glockenspiel
Wb	●	BELLS	2'	Orch. Bells
Wb	●	XYLO	4'	Xylophone

**Stop List**

**CURVED STOP RAIL (RIGHT)**





## A few suggestions . . . . .

It has been our observation that many organists, both pipe organists and electronic organists, beginners and experienced alike, fail to fully understand some of the facts about this organ installation. It is with that thought in mind that these suggestions are offered:

Beware of excessive loudness - If the organ sounds loud enough to you as you sit at the console, you can be certain that it is much too loud for those further back in the house.

Don't "pump" the swell pedals - This is mostly a habit that some electronic organists seem to have. On an electronic organ, the expression will actually follow such rapid pedal movements; on a pipe organ the swell shutters cannot, and such rapid swell pedal movements merely tend to wear out the mechanism and make more work for the maintenance crew.



This guide has been prepared to aid those organists who intend to play the Kimball organ in the Wiltern Theatre but who are not familiar with the details of that organ installation. It should be noted that the illustrations in this guide are not to scale; some of the pictorial details intentionally have been enlarged or otherwise distorted for purposes of clarity.